

Fusion UV[®]

The Power of Light[®]



Microwave-Powered UV Curing Products Overview

Ultraviolet (UV) curing is a photochemical process in which high intensity UV instantly cures inks, coatings or adhesives in a wide range of industries. Offering many advantages over traditional drying methods, UV curing increases production speed, reduces reject rates, improves scratch and solvent resistance, and facilitates superior bonding.

Fusion UV's microwave-powered lamps are used in hundreds of industrial ultraviolet curing applications from automotive headlamps to flooring to medical devices to wire marking and electronic components.

Our customers have come to count on the quality of cure from Fusion UV's products – day-to-day, month-to-month and through thousands of hours of use. Our high-energy lamp systems generate a reliable and consistent source of UV energy. And when placing lamp systems side-by-side for extended widths, there is no loss of energy or need for overlap.

From the economical F3005, to the ultra high output 10-inch LightHammer[®] 10 Mark III lamp system, Fusion UV offers a wide range of products so that you can choose the right system for your process.

Fusion UV[®]


excelitas[®]

Feature/Model



	F300S and F300SQ	LightHammer® 6 Mark II	LightHammer® 10L Mark II	F600S	LightHammer® 10 Mark II	LightHammer® 10 Mark III	LightHammer® 10H Mark II
Lamp Type	Electrodeless UV	Electrodeless UV	Electrodeless UV	Electrodeless UV	Electrodeless UV	Electrodeless UV	Electrodeless UV
Bulb Length	15 cm (6-inch)	15 cm (6-inch)	25 cm (10-inch)	25 cm (10-inch)	25 cm (10-inch)	25 cm (10-inch)	25 cm (10-inch)
Extended Curing Width	Unlimited cure width by stacking lamps end-to-end	Unlimited cure width by stacking lamps end-to-end	Unlimited cure width by stacking lamps end-to-end	Unlimited cure width by stacking lamps end-to-end	Unlimited cure width by stacking lamps end-to-end	Unlimited cure width by stacking lamps end-to-end	Unlimited cure width by stacking lamps end-to-end
Bulb Type	H, D, V, H+	H, D, V	H, D, V, H+	H, D, V, H+	H, D, V, H+	H, D, V, H+	H, D, V, H+
Start Up Time	20 seconds (cold start), 5 seconds (warm start)	15 seconds (cold start), instantaneous (warm start) ¹	15 seconds (cold start), instantaneous (warm start) ¹	15 seconds (cold start), 5 seconds (warm start)	15 seconds (cold start), instantaneous (warm start) ¹	15 seconds (cold start), instantaneous (warm start) ¹	15 seconds (cold start), instantaneous (warm start) ¹
Reflector Geometry	Semi-elliptical	Semi-elliptical	Semi-elliptical	Semi-elliptical	Semi-elliptical	Semi-elliptical	Semi-elliptical
Optimum Focus Distance to Sample	5.3 cm (2.1 inches)	5.3 cm (2.1 inches)	5.3 cm (2.1 inches)	5.3 cm (2.1 inches)	5.3 cm (2.1 inches)	5.3 cm (2.1 inches)	5.3 cm (2.1 inches)
Dichroic Reflectors	Optional	Optional	Optional	Optional	Optional	Optional	Optional
Shutter	Optional Mechanical	Electronic Shutter ² Optional Mechanical	Electronic Shutter ² Optional Mechanical	Optional Mechanical	Electronic Shutter ² Optional Mechanical	Electronic Shutter ² Optional Mechanical	Electronic Shutter ² Optional Mechanical
Power Class	120 W/cm (300 W/inch)	200 W/cm (500 W/inch)	170 W/cm (410 W/inch) ³	240 W/cm (600 W/inch)	240 W/cm (600 W/inch)	240 W/cm (600 W/inch)	240 W/cm (600 W/inch)
Power Level	Fixed or Quick Restart (optional) ²	Variable (35–100%) Quick Restart ²	Variable (35–100%) Quick Restart ²	Dual level (160/240 W/cm)	Variable (35–100%) Quick Restart ²	Variable (35–100%) Quick Restart ²	Variable (35–100%) Quick Restart ²
External Control	Standard	Std Primary/Secondary; Opt DeviceNet™, Profinet® Profibus®, EtherNet/IP™	Std Primary/Secondary; Opt DeviceNet™, Profinet® Profibus®, EtherNet/IP™	Standard	Std Primary/Secondary; Opt DeviceNet™, Profinet® Profibus®, EtherNet/IP™	Std Primary/Secondary; Opt DeviceNet™, Profinet® Profibus®, EtherNet/IP™	Std Primary/Secondary; Opt DeviceNet™, Profinet® Profibus®, EtherNet/IP™
Cooling Blower	Remote	Integral or Remote	Integral or Remote	Remote	Integral or Remote	Integral or Remote	Remote
Air Flow @ Irradiator Inlet	2.8 m ³ /min.; 100 scfm	1.4 to 4.2 m ³ /min.; 50 to 150 scfm ¹	6.2 to 8.2 m ³ /min.; 220 to 290 scfm	8.9 m ³ /min.; 315 scfm	8.9 m ³ /min.; 315 scfm	8.9 m ³ /min.; 315 scfm	8.9 m ³ /min.; 315 scfm
Lamp Footprint (WxL)	208 x 168 mm (8.2 x 6.6 inches)	168 x 168 mm (6.6 x 6.6 inches)	206 x 267 mm (8.1 x 10.5 inches)	206 x 267 mm (8.1 x 10.5 inches)	206 x 267 mm (8.1 x 10.5 inches)	206 x 267 mm (8.1 x 10.5 inches)	206 x 267 mm (8.1 x 10.5 inches)
Compliance	CE, TÜV	CE, TÜV	CE, TÜV	CE, TÜV	CE, TÜV	CE	CE, TÜV
AIMS Cloud Enabled		Optional	Optional		Optional	Optional	Optional
Upgrade/Retrofit Capable		Available	Available		Available	Available	Available

1. Depending on Duty Cycle and Power Level 2. Not for Cycling operation 3. Care should be taken in operating I250 irradiators at 410 W/in.

The following is recommended...

- Additional irradiator cooling air may be required.
- Use of swept reflectors may not be desirable. Basic, non-swept reflectors maintain higher internal irradiator air pressures.
- Depending on temperatures and air flow, operation of 9 mm bulbs at 410 W/in. may result in shorter bulb life. 11 mm and 13 mm bulbs will typically operate at 410 W/in. more efficiently.

Accessories


- Special fill bulbs available – matches the lamp spectrum to the process
- 8,000-hour warranty (non-prorated) on H bulbs; 6,000-hour warranty (non-prorated) on special fill bulbs
- Light shields, standard and custom for webs, sheets and 3D parts
- Conveyors
- Wide line system to 6 m (20 feet) and more
- Custom design and engineering
- Cabinet enclosures and racks for multiple power supplies
- Turnkey system capability
- Variable power output option

Unsurpassed power and reliability are the result of Fusion UV's continued commitment to develop improved ultraviolet curing solutions that meet our customers' demands for higher production speeds, better process control, and lower cost of ownership.

UV Processing Systems


Web Systems*

- 15 cm (6 in.) to 6 m (20 ft.) wide
- Nitrogen inerted to 50 ppm O₂ available
- Purged and pressurized available for hazardous locations
- Full integration with process controls
- On-line monitoring available




Wide-line Systems*

- Widths unlimited
- 8-meter wide systems in production
- Excellent uniformity across entire product width
- Heat management options for thermally sensitive products
- Nitrogen-inerted systems available



Sheet Handling and Part Handling Systems*

- Conveyor widths 5 cm (2 in.) to 3 m (10 ft.) wide
- Conveyor speeds to 150 m/min. (500 fpm)
- Belts of Teflon[®]-coated Kevlar[®], Nomex[®] (anti-static) or stainless steel
- Water-cooled beds, cold reflectors available
- Nitrogen inerting available




Wire, Cable and Fiber Systems

- 360° reflector systems for maximum efficiency
- High intensity, well-defined "sweet spot" for maximum product speed
- Nitrogen-inerted systems available
- Special reflector patented for optical fiber production



Benchtop Conveyor Systems

- Ideal curing system for small parts
- Lamp can rotate, raise and lower
- Belt speeds of 0.6 to 76 m/min. (2 to 250 fpm)
- Ideal for laboratory and R&D applications
- Rugged enough for pilot plant or production environments



Special Product Handling Systems*

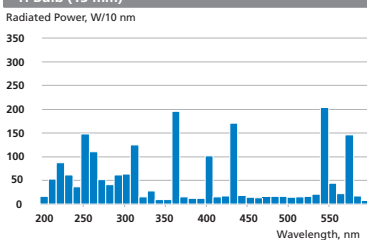
- Static exposure chambers
- 3D parts curing
- Rotational or non-rotational cure
- Robotic parts handling



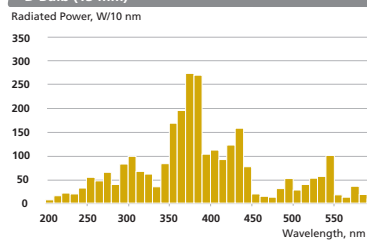
* Custom solutions available.

Output Spectra of Typical Fusion UV Electrodeless Bulbs

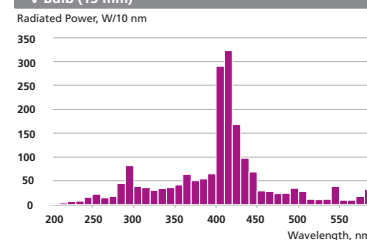
H Bulb (13 mm)



D Bulb (13 mm)

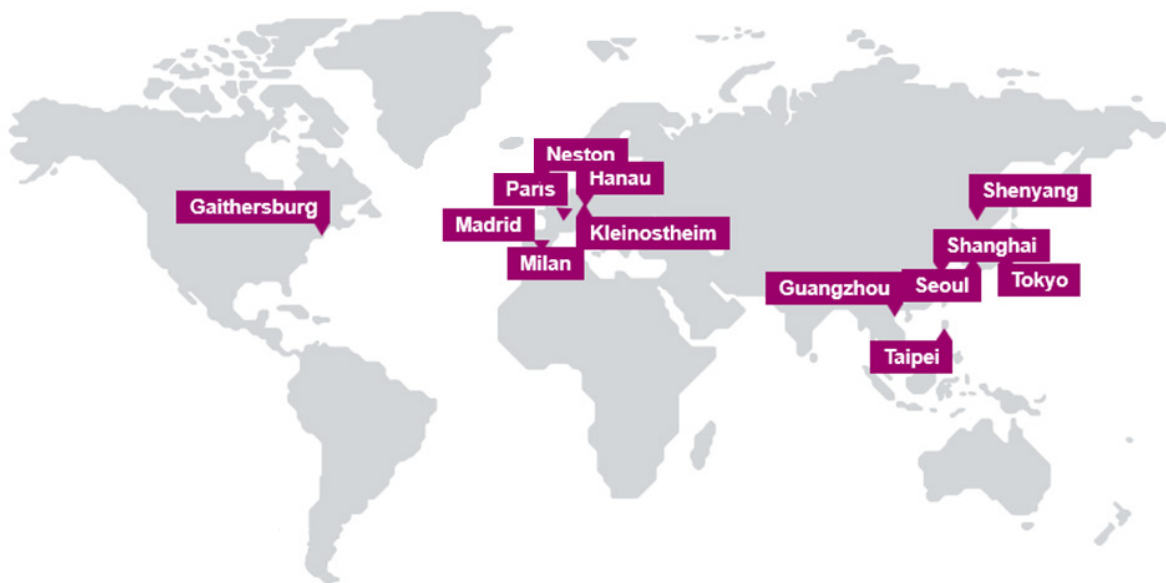


V Bulb (13 mm)



Curing of coatings, inks, paints and adhesives with UV (ultraviolet) is considered a “green” technology. It provides a healthier environment to workers and offers several advantages over solvent-based technologies including a reduction in VOCs (volatile organic compounds), air pollutants and flammability.

REGIONAL PRESENCE - WORLDWIDE



Subject to change. September 2023



www.excelitas.com info.hna@excelitas.com

www.noblelight.com

ISO 9001 Certified QMS

